



figure **405**
ends form flanged stright

 **BACK FLOW PREVENTER**



body material	nominal pressure	nominal diameter	max. temperature
A grey cast iron	B 10 bar	DN 65-150	65°C

FEATURES

- compact monobloc construction
- epoxy coating inside and outside
- silicon seal
- reduced pressure principle prevents potentially contaminated fluid polluting in the supply system
- easy to install and to maintain

APPLICATION

- water supply system



figure

405

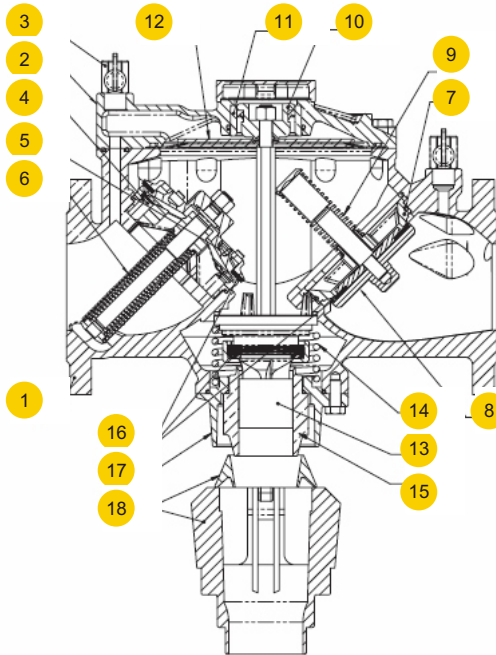
ends
form

flanged
stright



ZETKAMA

MATERIALS



body material		A		
type		34, DN 65	34, DN 80-100	34, DN 150
1	body	EN- GJL- 250 JL 1040		
2	upper cover	EN- GJL- 250 JL 1040		
3	1/2" F valvel	DRL brass		
4	upstream valve seat	NORYL (PPO)	G-CuSn5Zn5Pb5	
5	upstream valve shutter	NORYL (PPO)	G-CuSn5Zn5Pb5	
6	upstream valve spring	AISI 302		
7	downstream valve seat	NORYL (PPO)	G-CuSn5Zn5Pb5	
8	downstream valve shutter	DRL brass	G-CuSn5Zn5Pb5	
9	downstream valve spring	AISI 302		
10	compensator	DRL brass		
11	compensator liner	PTFE+C		
12	membrane	Neoprene+Nylon		
13	relief valve obturator	NORYL (PPO)		
14	relief valve spring	AISI 302		
15	relief valve seat	DRL brass	AISI 304	
16	seal gasket	silicone rubber		
17	behind cover	EN- GJL- 250 JL 1040		
18	conveyer	polypropylene		
max. temperature		65°C		

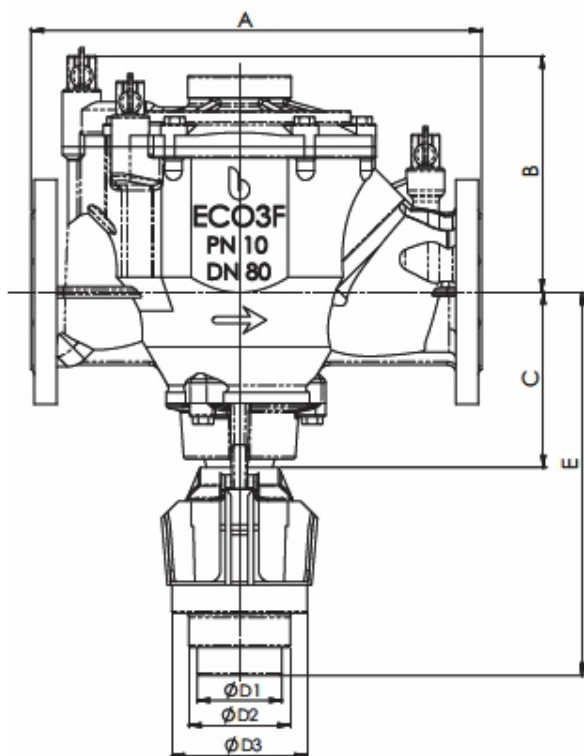
Data given can be changed without notice.

Edition 01/2011



figure	405
ends form	flanged stright

DIMENSIONS



DN	A	B	C	D1/2/3	E		Kv
mm	mm					kg	
65	360	200	137,5	75/90/120	290	30	64
80	400	214	157		342	40	85
100	450	234	163		350	46	129
150	540	259	185		370	73	235

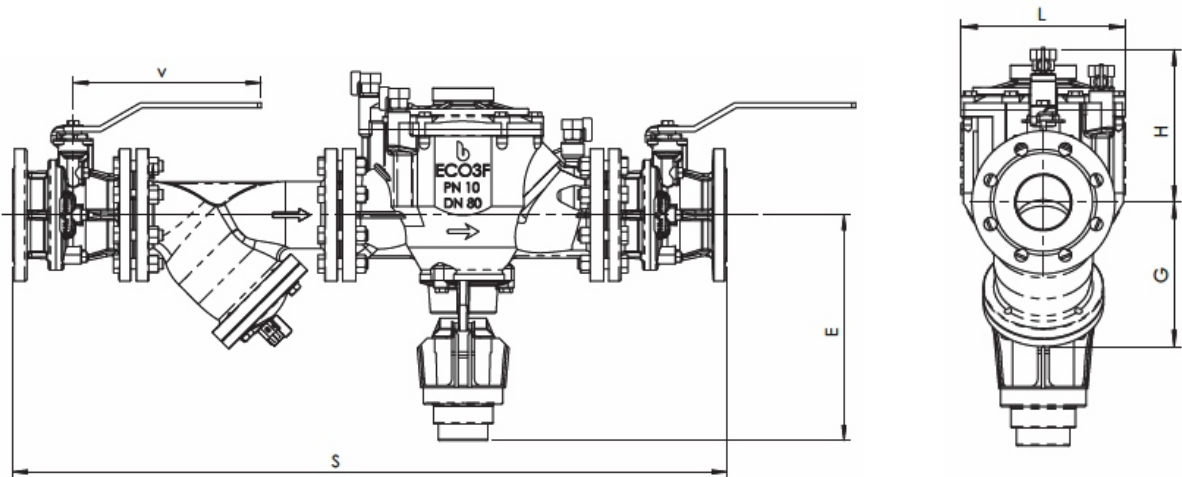
Data given can be changed without notice.

Edition 01/2011




figure 405
ends form flanged
form stright


DIMENSIONS



with ball valve

DN	S	H	G	L	V	
mm	mm					kg
65	360	200	160	189	230	63
80	400	214	200	230	280	90
100	450	234	240	230	360	110
150	540	259	330	276	560	208

with butterfly valve

DN	S	H	V	
mm	mm			kg
65	742	205	206	51
80	802	219	206	69,4
100	904	239	206	87
150	1132	290	285	155

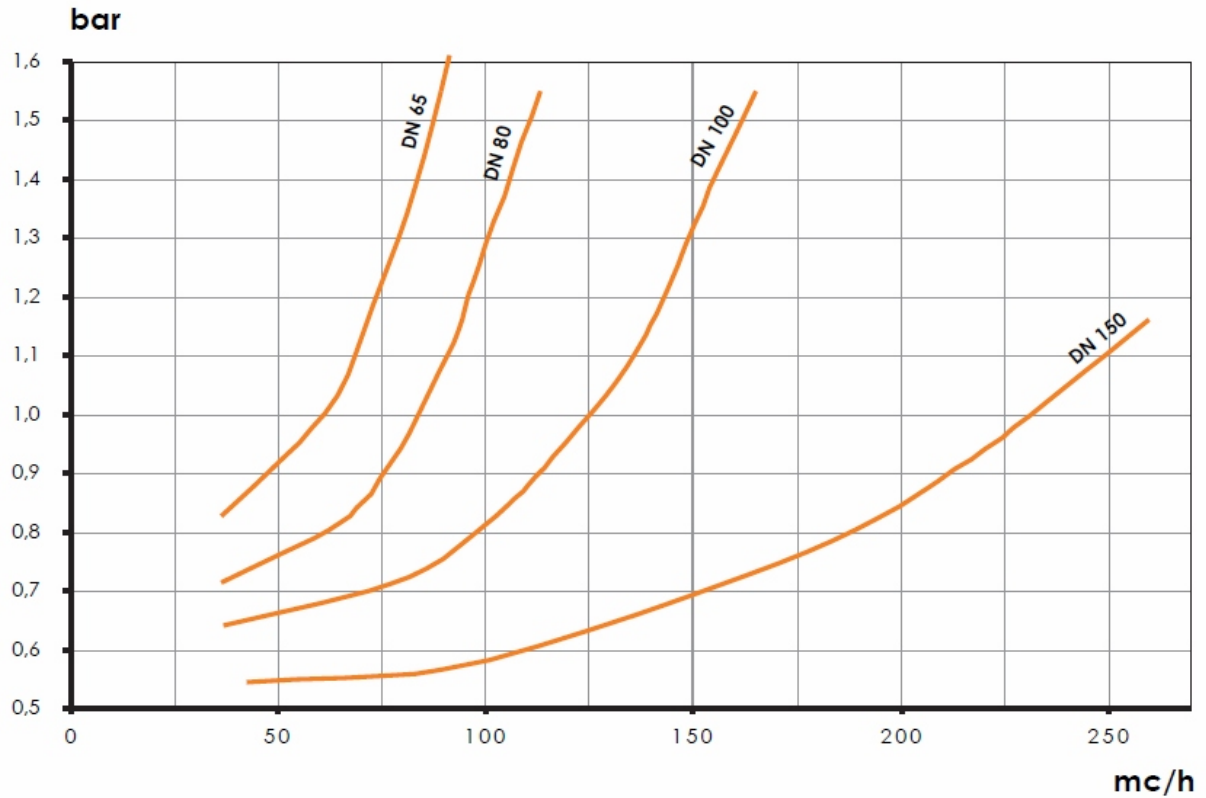
Data given can be changed without notice.

Edition 01/2011



figure	405
ends form	flanged stright

LOSS OF HEAD DIAGRAM



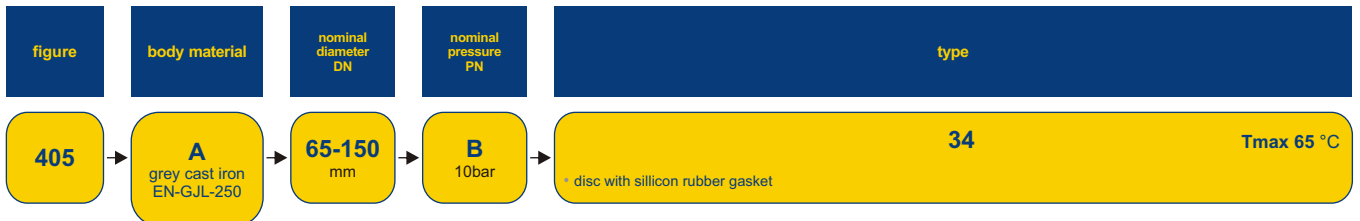
Data given can be changed without notice.

Edition 01/2011



figure	405
ends form	flanged
form	stright

TYPES



ORDERING

To place an order please use our product number (index)



ORDER EXAMPLE

